

Name: _____

Date: _____

ليلة القدر

LAYLATUL QADR

C E X U T M X F H O N M Q S P T Q W
Z H B B F X N T L Q U R A N D V I M
B T A L B X Y A D U A S Z R F R B Y
E E H R E W O B R E W A R D L V A Y
J I C O I S O P F L V Q G O G Z D A
N S H Q U T S I S U H O O R E X A K
I L M A Z S Y I H P D D I S T Y H R
G A A E S W A D N Y O I R F H E N R
H M A F W V F N O G V W O I T V N G
T Z T Q K R R B D T S C E U F A B H
J B R H J L A R B R R J J R R I R W
R G E C Z J N V N P C X M I Y A O W

Find the following words in the puzzle.

Words are hidden → ↓ and ↘ .

BLESSINGS
CHARITY
DUAS
IBADAH

IFTAR
ISLAM
NIGHT
POWER
QURAN

REWARD
SUHOOR
TEN
THOUSAND


Name: _____

Date: _____

Making Prayer Rugs

Materials Needed:

- Blank sheets of paper or printable templates of prayer rugs
- Coloured pencils, markers, or crayons
- Scissors (if using printable templates)
- Glue (optional, for attaching decorations)



Instructions:

Get Ready: Gather all the things you need for this fun craft activity.

Talk Time: Let's chat about why prayer is important, especially during Laylatul Qadr. Having a special place to pray helps us focus better, and that's where our prayer rugs come in!

Your Turn to Design: Now, it's your time to shine! Use your colored pencils, markers, or crayons to design and decorate your prayer rug. Make it as colorful and creative as you like!

Think Symbols: While you're drawing, think about what symbols are important to you. Maybe you want to draw stars, moons, or beautiful patterns. Anything that makes you feel happy and peaceful!

Cutting (If Needed): If you're using a printable template, carefully cut it out along the lines. Remember to ask an adult for help with the scissors if you need it!

Keep Decorating: Don't stop yet! Add more details or even some extra decorations like glitter or stickers if you'd like.

Think About Your Design: Take a moment to think about what your design means to you. Why did you choose those colours and shapes?

Use It!: Now that your prayer rug is ready, you can use it during your prayers, especially on Laylatul Qadr. It's your special rug for talking to Allah!


Show Off or Keep It: You can keep your prayer rug in your special prayer space at home, or you can show it off to your family and friends!

Clean-Up Time: Make sure to clean up your space and put away all your craft materials neatly.

Name: _____

Date: _____


Making Prayer Rugs



Name: _____

Date: _____

Making Prayer Rugs



Name: _____

Date: _____

ليلة القدر

Memory game

What is Laylatul Qadr?

When does Laylatul Qadr happen?

Why is Laylatul Qadr important?

What's recommended to do on Laylatul Qadr?

How good is Laylatul Qadr compared to other nights?

What should we aim for on Laylatul Qadr?